

PDU Trays

ACCESSORIES - COMMERCIAL & SCEC

SRA Solutions Tool-less Power Distribution Unit (PDU) Trays provide quick, neat and flexible mounting solutions for vertical PDUs.

SRA Solutions tool-less PDU Trays can be pre-installed or fitted retrospectively in 600mm and 800mm wide commercial and SCEC racks:

- Compatible with all popular brand PDU's
- Space saving design
- Quick and easy Installation

Available Colours:

Mannex Suede

Mannex Black

FEATURES AND BENEFITS:

Tool-less Time Saving

SRA Solutions Tool-less PDU trays integrate seamlessly into both Commercial and Secure Racks. Tool-less mounting holes makes PDU installation easy.

Align the "buttons" insert and slide downwards - it's as easy as that!

Our precision punched tool-less "button" hole pattern accommodates the fixing diameters of all the popular PDU brands, buttons. These are repeated at 1RU intervals, guaranteeing plenty of mounting options no matter what the cabinet height.

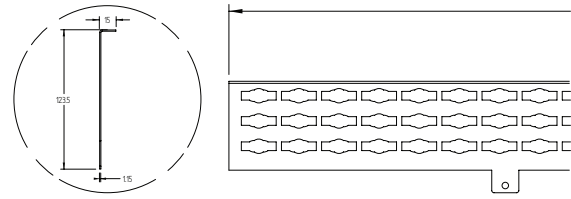
Three rows of tool-less mounting holes enable side-by-side PDUs (if PDUs less than 55mm wide) or provide mounting flexibility.

Choose between the standard or offset design to customise mounting location of vertical PDUs.

Manufactured from 1.15mm zinc annealed steel and powder coated, these trays are tough. Mounting tabs fitted to the tray make that retrospective installation is easy. PDU trays 20U and longer feature four mounting tabs to ensure secure mounting.

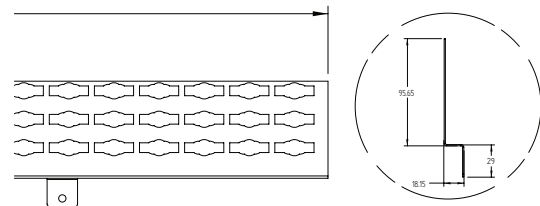
More Information

e: enquiry@srasolutions.com.au | p: +61 2 6298 1855
w: www.srasolutions.com.au | www.sraonline.com.au




Technical Specifications:

Part ID	Model	Rack Height*
022202J6-	Tray PDU Double 12U x 113	12U
022206J6-	Tray PDU Double 18U x 113	18U
022209J6-	Tray PDU Double 21U x 113	21U
02220JJ6	Tray PDU Double 24U x 113	24U
02220NJ6-	Tray PDU Double 27U x 113	27U
02220QJ6-	Tray PDU Double 30U x 113	30U
02220LJ6-	Tray PDU Double 36U x 113	36U
02220PJ6-	Tray PDU Double 39U x 113	39U
022203J6-	Tray PDU Double 42U x 113	42U
022201J6-	Tray PDU Double 45U x 113	45U
022205J6	Tray PDU Double 48U x 113	48U



Technical Specifications:

Part ID	Model	Rack Height*
022302J6-	Tray PDU Offset Double 12U x 113	12U
022306J6-	Tray PDU Offset Double 18U x 113	18U
022309J6-	Tray PDU Offset Double 21U x 113	21U
02230JJ6	Tray PDU Offset Double 24U x 113	24U
02230NJ6-	Tray PDU Offset Double 27U x 113	27U
02230QJ6-	Tray PDU Offset Double 30U x 113	30U
02230LJ6-	Tray PDU Offset Double 36U x 113	36U
02230PJ6-	Tray PDU Offset Double 39U x 113	39U
022303J6-	Tray PDU Offset Double 42U x 113	42U
022301J6-	Tray PDU Offset Double 45U x 113	45U
022305J6-	Tray PDU Offset Double 48U x 113	48U



Australian Government